

# Protecting the Public Purse Fraud Briefing 2014

Barnsley Metropolitan Borough Council



# Purpose of Fraud Briefing



Provide an information source to support councillors in considering their council's fraud detection activities



Extend an opportunity for councillors to consider fraud detection performance, compared to similar local authorities



Give focus to discussing local and national fraud risks, reflect on local priorities and the proportionate responses needed



Be a catalyst for reviewing the council's current strategy, resources and capability for tackling fraud

# Understanding the bar charts

Outcomes for the first measure for your council are highlighted in yellow in the bar charts. The results of your comparator authorities are shown in the green bars.



Outcomes for the second measure for your council are highlighted as a green symbol above each bar. The results of your comparator authorities are shown in the white triangles.



A '★' symbol has been used on the horizontal axis to indicate your council.

All data are drawn from council submissions on the Audit Commission's annual fraud and corruption survey for the financial year 2013/14.

In some cases, council report they have detected fraud and do not report the number of cases and/or the value.

For the purposes of this fraud briefing these 'Not Recorded' records are shown as Nil.

# Interpreting fraud detection results



Contextual and comparative information needed to interpret results



Detected fraud is indicative, not definitive, of counter fraud performance (*Prevention and deterrence should not be overlooked*)



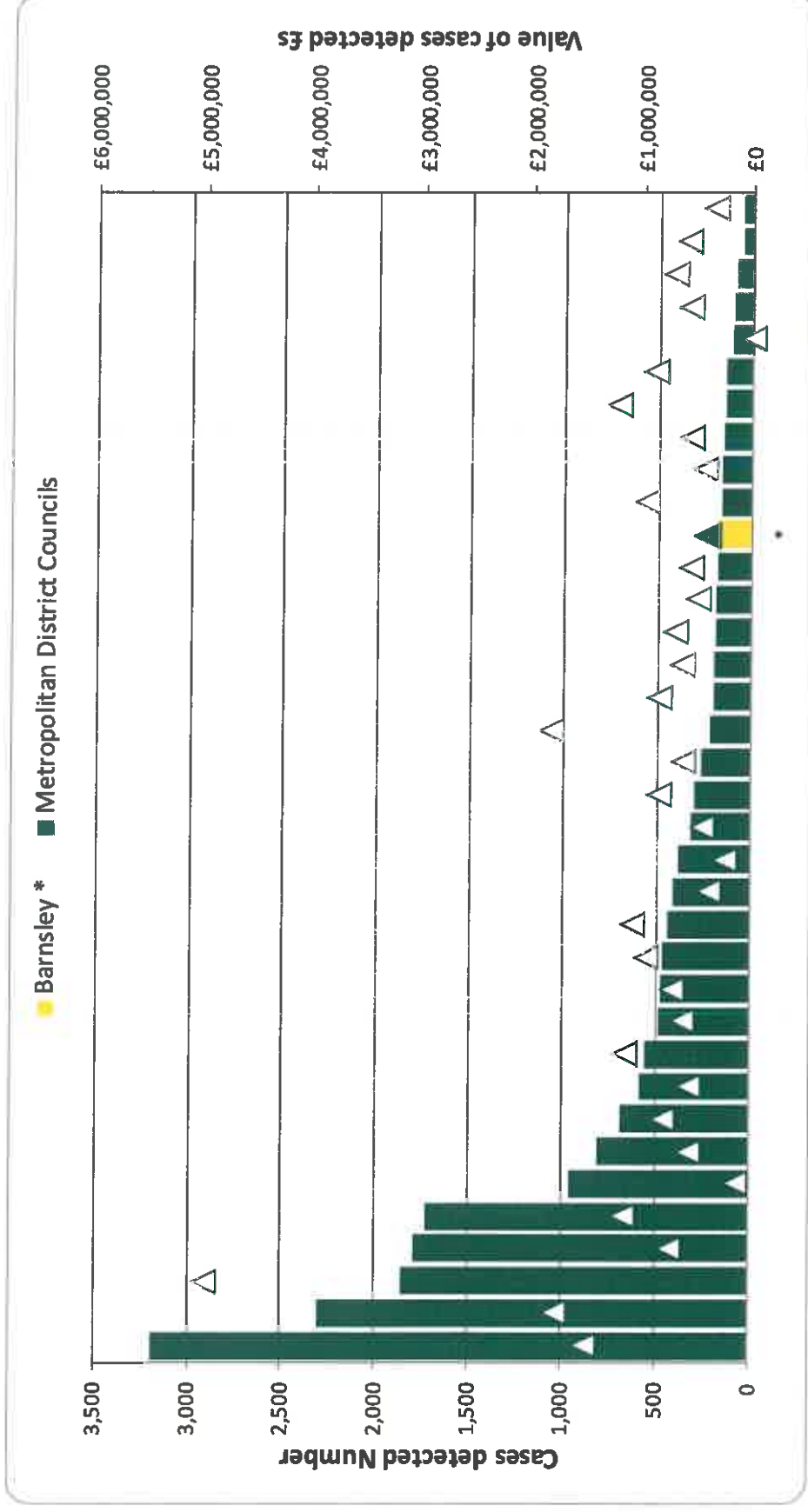
No fraud detected does not mean no fraud committed (*Fraud will always be attempted and even with the best prevention measures some will succeed*)



Councils who look for fraud, and look in the right way, will find fraud (*There is no such thing as a small fraud, just a fraud that has been detected early*)

# Total detected cases and value 2013/14 (Excludes Housing tenancy fraud)

## Barnsley



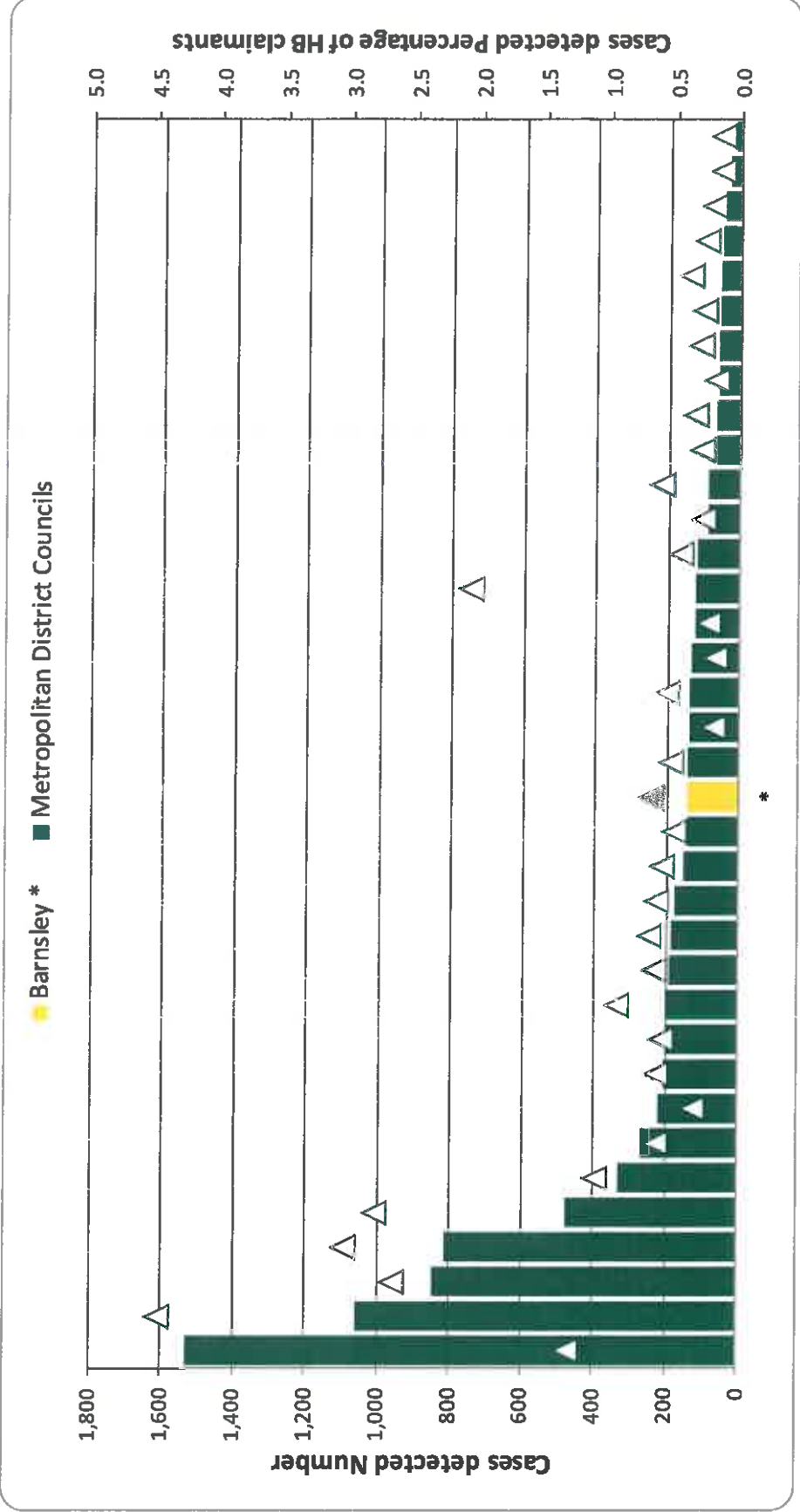
Barnsley detected 179 cases of fraud. The value of detected fraud was £394,622.  
Average for other Metropolitan District Councils: 583 cases, valued at £875,069



# Housing Benefit (HB) and Council Tax Benefit (CTB) 2013/14

## Total detected cases, and as a proportion of housing benefit caseload

### Barnsley



Barnsley detected 143 cases of this type of fraud. The value of detected fraud was £350,688.

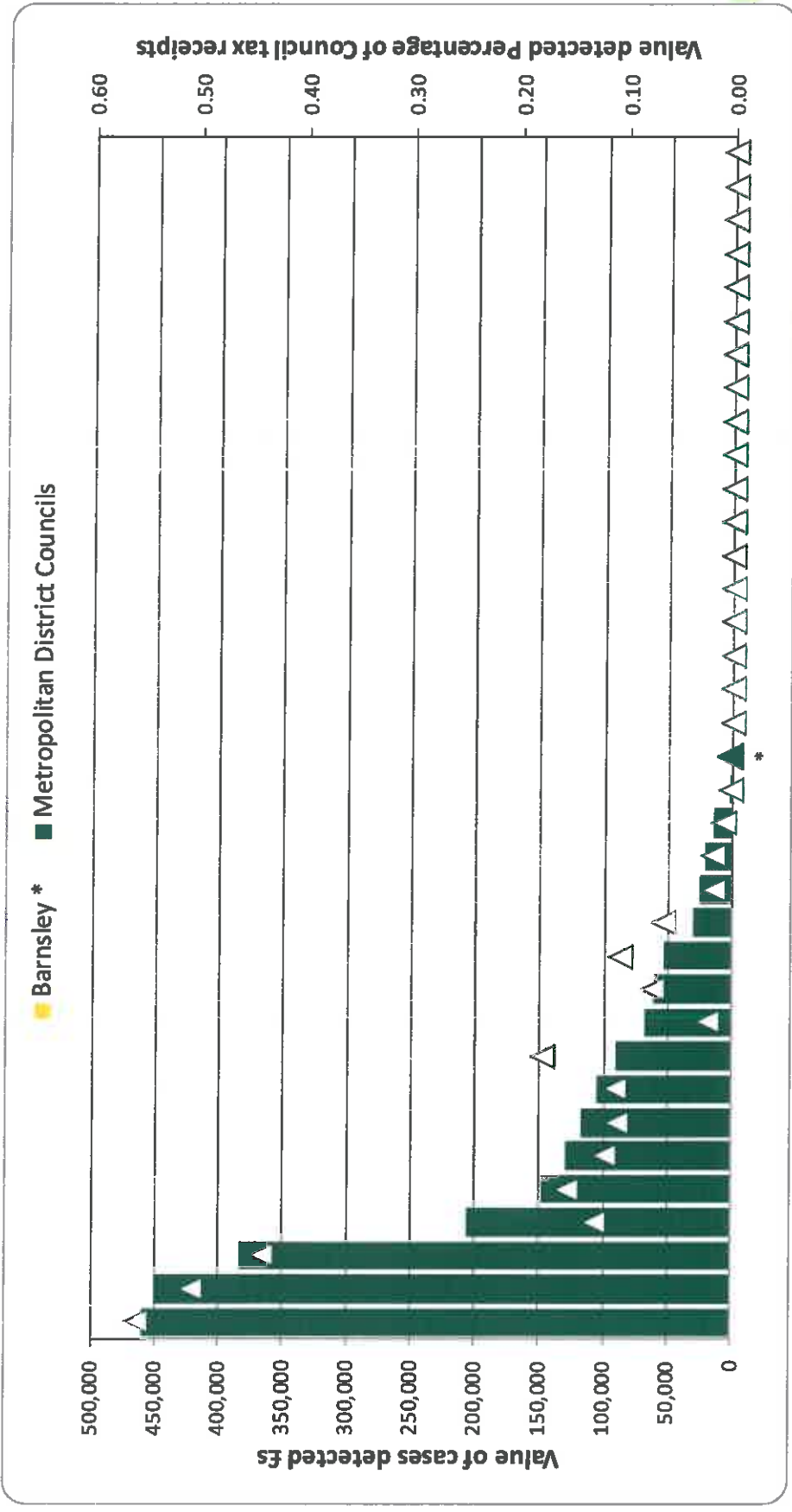
Average for other Metropolitan District Councils: 246 cases, valued at £732,137



# Council tax discount fraud 2013/14

## Total detected value, and value as a proportion of council tax income

### Barnsley



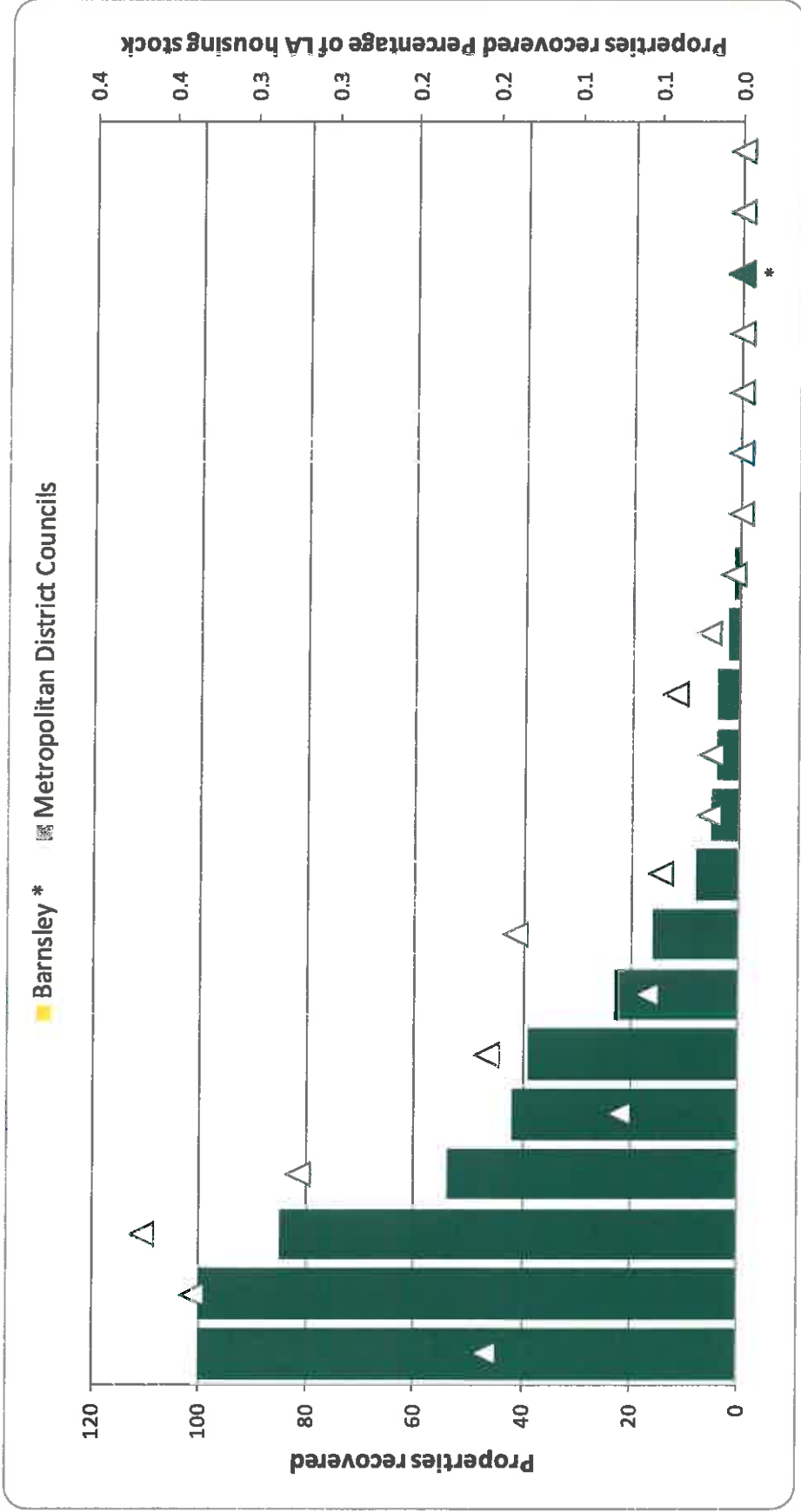
Barnsley detected 5 cases of this type of fraud. The value of detected fraud was £905.  
 Average for other Metropolitan District Councils: 299 cases, valued at £67,606



# Social Housing fraud (only councils with housing stock) 2013/14

## Total properties recovered, and as a proportion of housing stock

### Barnsley



Barnsley did not detect any cases of this type of fraud.  
 Average for other Metropolitan District Councils with housing stock: 24 cases

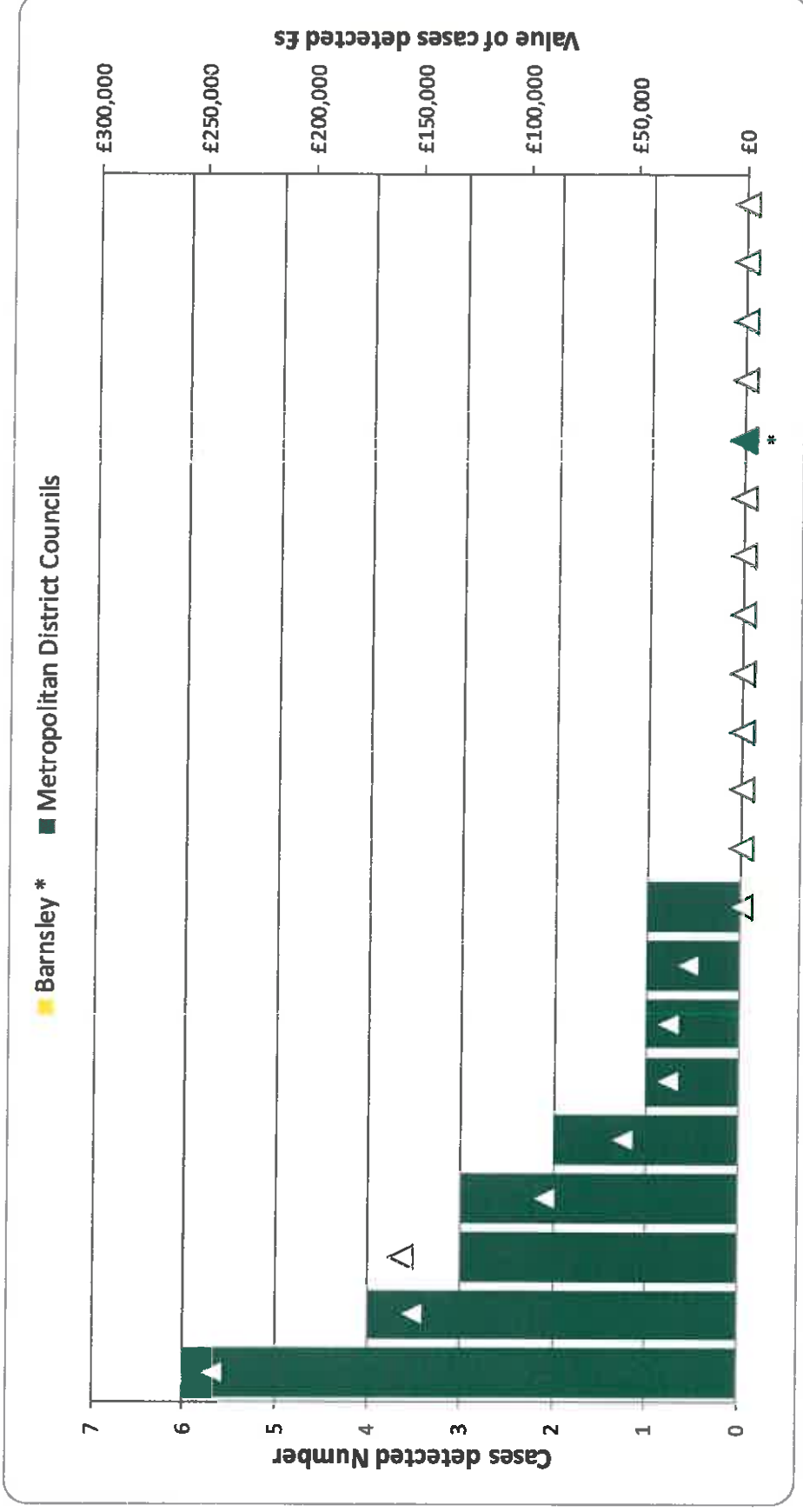




# Right to buy fraud (only councils with housing stock) 2013/14

## Right to buy cases and value

### Barnsley

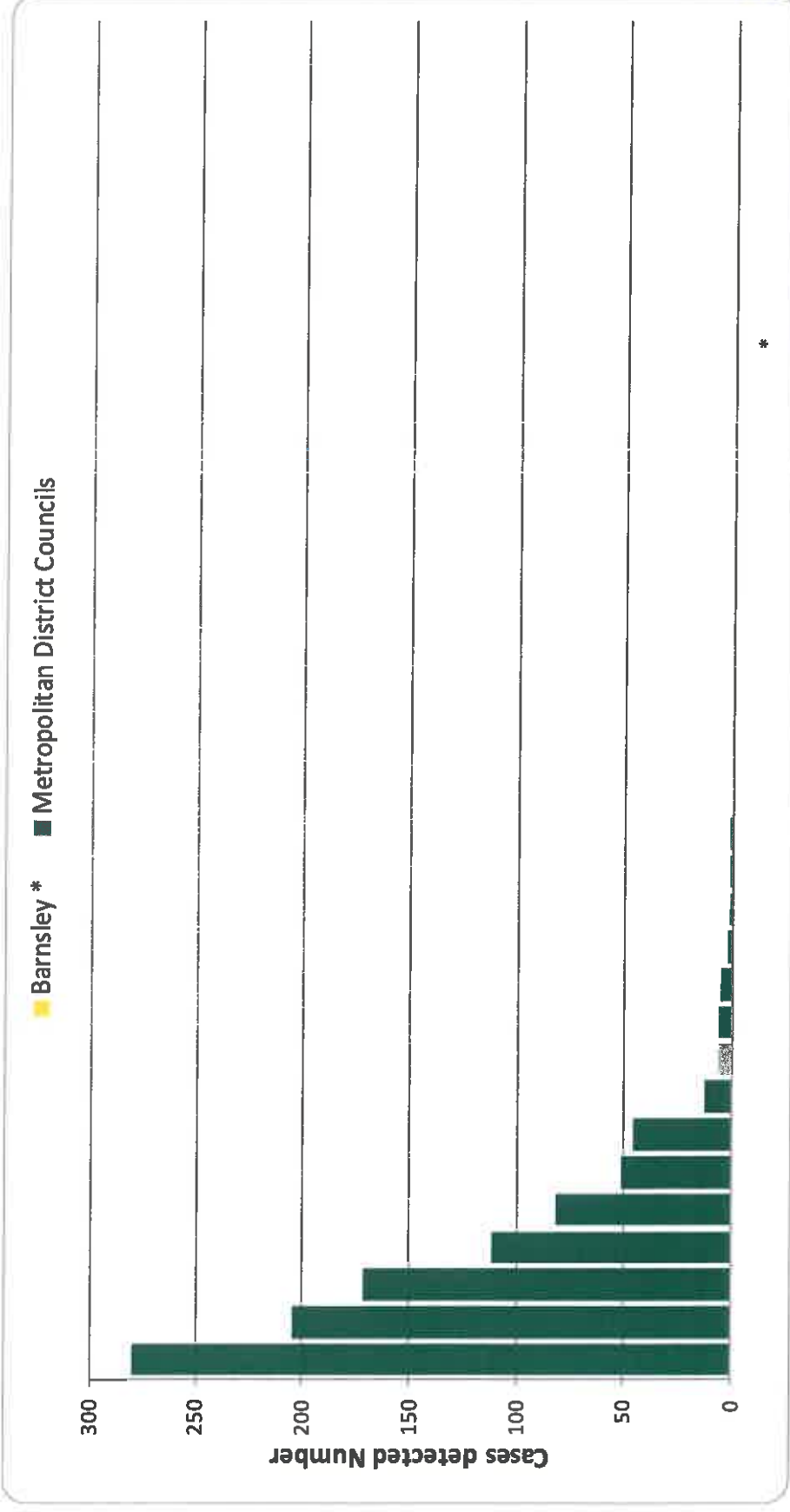


Barnsley did not detect any cases of this type of fraud.  
 Average for other Metropolitan District Councils with housing stock: 1.0 case,  
 valued at £98,349



# Disabled parking (Blue Badge) fraud 2013/14

## Barnsley



Barnsley did not detect any cases of this type of fraud.  
Average for other Metropolitan District Councils: 28 cases

## Other frauds 2013/14 Barnsley

Procurement: Barnsley did not detect any cases of this type of fraud.  
Total for other Metropolitan District Councils: 7 cases, valued at £620,540

Insurance: Barnsley did not detect any cases of this type of fraud.  
Total for other Metropolitan District Councils: 94 cases, valued at £1,248,884

Social care: Barnsley detected 1 case of this type of fraud. The value of detected fraud was £38,000.  
Total for other Metropolitan District Councils: 60 cases, valued at £452,078

Internal: Barnsley detected 2 cases of this type of fraud. The value of detected fraud was £354.  
Total for other Metropolitan District Councils: 333 cases, valued at £659,012

*Correctly recording fraud levels is a central element in assessing fraud risk.  
It is best practice to record the financial value of each detected case*

# Questions elected members and decision makers may wish to ask



Any questions?



